
II. JRS Activities

Honorary Member Award Ceremony

- Honorary Member Award Ceremony : April 14 (Fri.) 14:30–15:00 (Main Hall)

Moderator: Hiroshi Honda (Kyushu Univ.)

Masumi Kadoya (Shinshu Univ.)

Robert J. Herfkens (Stanford University School of Medicine, USA)

Jae Hoon Lim (Myungji Hospital Seonam University Medical School, Korea)

Nicholas Gourtsoyiannis (Emeritus of the University of Crete, Greece)

Honorary Lecture

- Honorary Lecture 1 : April 14 (Fri.) 11:20–11:50 (Main Hall)

Moderator: Sachio Kuribayashi (HIMEDIC Imaging Center at Lake Yamanaka)

Magnetic Resonance Imaging of Flow from Beginning to the Future: A Historical Perspective

Robert J. Herfkens (Stanford University School of Medicine, USA)

- Honorary Lecture 2 : April 14 (Fri.) 10:00–10:30 (302)

Moderator: Hiromu Mori (Oita Univ.)

Striving for Radiology Education in Europe: The European School of Radiology

Nicholas Gourtsoyiannis (Emeritus of the University of Crete, Greece)

- Honorary Lecture 3 : April 14 (Fri.) 10:40–11:10 (302)

Moderator: Osamu Matsui (Kanazawa Univ.)

Morphology of Choangiocarcinoma Jae Hoon Lim (Myungji Hospital Seonam University Medical School, Korea)

Special Project

- Special Project 1 : April 14 (Fri.) 9:10–11:10 (301)

〔Special Project for QIBA (Quantitative Imaging Biomarker Alliance)〕

Moderator: Tomio Inoue (Yokohama City Univ.)

Shigeki Aoki (Juntendo Univ.)

1. Current Status and Future Direction of RSNA/ QIBA for Chest CT Yoshiharu Ohno (Kobe Univ.)

2. Recent Topics in RSNA/QIBA: MRI Utaroh Motosugi (Univ. of Yamanashi)

3. RSNA/QIBA: Nuclear Medicine Ukihide Tateishi (Tokyo Medical and Dental Univ.)

4. Proposal for the Way of Industry-university Alliance in Japan Takashi Ichihara (Fujita Health Univ.)

- Special Project 2 : April 16 (Sun.) 9:50–11:50 (303)

〔Research and Training Abroad: Suggestions and Advices from US-based Japanese Radiologists〕

Moderator: Shigeru Ehara (Iwate Medical Univ.)

Hiroyuki Abe (University of Chicago, USA)

Satomi Kawamoto (Johns Hopkins)

Osamu Sakai (Boston University, USA)

Yutaka Sato (University of Iowa, USA)

Naoki Takahashi (Mayo Clinic, USA)

Hiroshi Yoshioka (University of California, Irvine, USA)

-
- Special Project 3 : April 16 (Sun.) 13:00–14:30 (302)

[Diagnostic Imaging Guideline 2016: Summary of the Renewed Contents and Future Direction]

Moderator: Sadayuki Murayama (Univ. of the Ryukyus)

1. Overview and Points of Revision for Japan Radiological Society Imaging Guideline
Masahiro Okada (University of the Ryukyus)
2. Revised Points in Gynecology in the Japanese Imaging Guideline 2016
Yumiko Oishi Tanaka (The Cancer Institute Hosp.)
3. Revised and Updated Points in JRS/JCR Imaging Guideline 2016: Gastrointestinal Disorders
Kengo Yoshimitsu (Fukuoka Univ.)
4. Revision Point of Pediatric Diagnostic Imaging
Noriko Aida (Kanagawa Children's Medical Center)
5. Revised Points of Nuclear Medicine Field
Ukihide Tateishi (Tokyo Medical and Dental Univ.)
6. Future Direction of Clinical Practice Guideline
Masako Kataoka (Kyoto University Hospital)

Special Invited Lecture

- Special Invited Lecture 1 : April 13 (Thu.) 16:40–17:10 (302)

Moderator: Shinji Naganawa (Nagoya Univ.)

How to Get Accepted Your Scientific Paper

Maximilian F. Reiser (Department of Clinical Radiology, Ludwig- Maximilians- University, Munich, Germany)

- Special Invited Lecture 2 : April 13 (Thu.) 17:10–17:40 (302)

Moderator: Yasuyuki Yamashita (Kumamoto Univ.)

My Best Abdominal Imaging Cases with Pathologic Correlation

Pablo R. Ros (University Hospitals Cleveland Medical Center, Case Western Reserve University, USA)

- Special Invited Lecture 3 : April 14 (Fri.) 11:20–11:50 (301)

Moderator: Kengo Yoshimitsu (Fukuoka Univ.)

The History of Liver Imaging: What Have We Learned?

Richard L. Baron (University of Chicago, USA)

- Special Invited Lecture 4 : April 15 (Sat.) 10:30–11:00 (303)

Moderator: Kazuro Sugimura (Kobe Univ.)

MRI of Prostate Cancer

Bernd Hamm (Charité, University Hospital, Germany)

- Special Invited Lecture 5 : April 15 (Sat.) 15:50–16:20 (301)

Moderator: Takamichi Murakami (Kindai Univ.)

CT and MR Liver Imaging: Now and Beyond?

Richard L. Baron (University of Chicago, USA)

RSNA Lecture

- RSNA Lecture : April 13 (Thu.) 16:40–17:10 (301)

Moderator: Hiroshi Honda (Kyushu Univ.)

Innovations in Education

James P. Borgstede (University of Colorado, Denver, USA)

Introduction of RSNA and ESR

- Introduction of RSNA and ESR : April 13 (Thu.) 17:10–17:40 (301)

Moderator: Hiroshi Honda (Kyushu Univ.)

James P. Borgsted (University of Colorado, Denver, USA)

Bernd Hamm (Charité, University Hospital, Germany)

Overseas Lecture

- Overseas Lecture 1 : April 14 (Fri.) 11:20–11:50 (302)
Moderator: Kazuo Awai (Hiroshima Univ.)
Publication Ethics: *AJR* Communication and Management Processes for Author Misconduct Issues
Thomas H. Bequist (Mayo Clinic College of Medicine, USA)

- Overseas Lecture 2 : April 14 (Fri.) 9:10–9:40 (304)
Moderator: Ichiro Isomoto (St. Francis Hospital)
Abbreviated MRI and Accelerated MRI of the Breast
Hiroyuki Abe (The University of Chicago, USA)

- Overseas Lecture 3 : April 14 (Fri.) 15:10–15:40 (301)
Moderator: Nagara Tamaki (Hokkaido Univ.)
Oncologic Evaluation by Nuclear Medicine and Clinical Application for Therapeutic Strategy
Homer A. Macapinlac (University of Texas, M.D. Anderson Cancer Center, USA)

- Overseas Lecture 4 : April 14 (Fri.) 17:20–17:50 (302)
Moderator: Ryohei Kuwatsuru (Juntendo University Hosp.)
Benign Pancreatic Lesions Mimicking Neoplasm
Satomi Kawamoto (Johns Hopkins, USA)

- Overseas Lecture 5 : April 14 (Fri.) 15:10–15:40 (303)
Moderator: Yutaka Imai (Tokai Univ.)
Managing Radiological Examinations Dose Management and Beyond
Elmar Kotter (Vice Chairman of the Department of Radiology and Associate Professor of Radiology at Freiburg University, Germany)

- Overseas Lecture 6 : April 14 (Fri.) 15:50–16:20 (303)
Moderator: Yukunori Korogi (Univ. of Occupational and Environmental Health)
Neuroradiology: Trends Today and Tomorrow
Mauricio Castillo (School of Medicine, University of North Carolina at Chapel Hill, USA)

- Overseas Lecture 7 : April 14 (Fri.) 16:30–17:00 (303)
Moderator: Yukio Miki (Osaka City Univ.)
Multimodal MRI Evaluation of Brain Tumors
Jean-François Meder (Sainte-Anne Hospital – Paris Descartes University, France)

- Overseas Lecture 8 : April 14 (Fri.) 17:10–17:40 (303)
Moderator: Osamu Abe (The Univ. of Tokyo)
Cerebral Hemodynamics and Ischemic Stroke
Colin Derdeyn (University of Iowa Hospitals & Clinics, USA)

- Overseas Lecture 9 : April 15 (Sat.) 9:10–9:40 (302)
Moderator: Jongmin John Lee (Kyungpook National Univ., Korea)
Recent Development in CT of the Aorta: Dual Energy and Wide Detector
William P. Shuman (University of Washington, School of Medicine, USA)

-
- Overseas Lecture 10 : April 15 (Sat.) 9:50–10:20 (302)

Moderator: Yasuaki Arai (National Cancer Center Hosp.)

Digestive Aneurysms and False Aneurysms Embolizations. A Twelve Years Experience. (180 cases)

Dennis Krause (Department of Radiological Diagnosis and Therapeutic Imaging University Hospital - Dijon - FRANCE)
 - Overseas Lecture 11 : April 15 (Sat.) 10:30–11:00 (302)

Moderator: Shozo Hirota (Hyogo College of Medicine)

Rationale for Interventional Treatments in liver metastases of Colorectal cancer

Ralf-Thorsten Hoffmann (Universitätsklinikum Carl Gustav Carus an der Technischen Universität Dresden, Germany)
 - Overseas Lecture 12 : April 15 (Sat.) 9:10–9:40 (303)

Moderator: Yasuo Nakajima (St. Marianna Univ. School of Medicine)

Auditing Ugandan Referral Hospitals to Improve Breast Ultrasound Use in a Low-income Country

John Scheel (University of Washington, Seattle, WA, USA)
 - Overseas Lecture 13 : April 15 (Sat.) 9:50–10:20 (303)

Moderator: Kaori Togashi (Kyoto Univ.)

Problems in Early Pregnancy "Ectopic Pregnancy and Gestational Trophoblastic Disease

Sung Il Jung (Konkuk University School of Medicine, Seoul, Korea)
 - Overseas Lecture 14 : April 15 (Sat.) 11:10–11:40 (303)

Moderator: Seung Hyup Kim (Seoul National University Hosp., Korea)

Quantitative Imaging, Radionics and Machine Learning in Renal Tumor Imaging

Naoki Takahashi (Mayo Clinic, USA)
 - Overseas Lecture 15 : April 15 (Sat.) 15:10–15:40 (301)

Moderator: Katsuyoshi Ito (Kawasaki Medical School)

HCC Microvascular Invasion Assessed by Imaging: Can It Be Predicted?

Antonio Rotondo (The Second University of Naples, Italy)
 - Overseas Lecture 16 : April 15 (Sat.) 15:10–15:40 (302)

Moderator: Hisao Tonami (Kanazawa Medical Univ.)

Imaging of Penetrating Neck Injuries: Current Practice at a Level I Trauma Center (in the United States)

Osamu Sakai (Boston University School of Medicine, USA)
 - Overseas Lecture 17 : April 16 (Sun.) 9:10–9:40 (Main Hall)

Moderator: Masataka Uetani (Nagasaki Univ.)

Advanced MR Imaging of the Wrist

Hiroshi Yoshioka (University of California, Irvine, USA)
 - Overseas Lecture 18 : April 16 (Sun.) 9:10–9:40 (301)

Moderator: Kei Yamada (Kyoto Prefectural Univ. of Medicine)

Pediatric Brain Tumor: Imaging in an Era of Molecular Tumor Classification

Yutaka Sato (Radiology Department, University of Iowa, USA)

· Overseas Lecture 19 : April 16 (Sun.) 9:10–9:40 (302)

Moderator: Noriyuki Tomiyama (Osaka Univ.)

Advances of Knowledge in Lung Adenocarcinoma: Reflection on Lung Cancer Staging

Hyun-Ju Lee (Department of Radiology, Seoul National University Hospital, Seoul, Korea)

· Overseas Lecture 20 : April 16 (Sun.) 9:10–9:40 (303)

Moderator: Toshihide Ogawa (Tottori Univ.)

The Meaning of Evolution for Radiology and Medicine by Turkish Society of Radiology

Tamer Kaya (President, Turkish Society of Radiology, Turkey)

The 2nd Asia Radiology Summit

· The 2nd Asia Radiology Summit : April 14 (Fri.) 10:00–12:00

(“Ambassador’s Ballroom” Yokohama Bay Hotel Tokyu 2nd Basement Floor)

Moderator: Noriyuki Tomiyama (Osaka Univ.)

Kei Yamada (Kyoto Prefectural Univ. of Medicine)

Symposium

· Symposium 1 : April 14 (Fri.) 9:10–11:10 (Main Hall)

〔New Disease Concepts Every Radiologist Should Know〕

Moderator: Manabu Minami (Univ. of Tsukuba)

Taro Shimono (Osaka City Univ.)

1. What Should Radiologists Know About the 2016 WHO Classification of CNS Tumors?

Tomohiko Masumoto (Univ of Tsukuba)

2. New Disease Concepts of Interstitial Pneumonia

Hirimitsu Sumikawa (Osaka Medical Center for Cancer and Cardiovascular Diseases)

3. Tumors of the Bile and Pancreatic Duct; Recent Knowledge and Newly Established Tumor Entities

Shigeki Arizono (Kyoto University Graduate School of Medicine)

4. Bone and Soft Tissue

Takatoshi Aoki (Univ of Occupational and Environmental Health)

· Symposium 2 : April 14 (Fri.) 15:40–17:40 (301)

〔Oncological Evaluation by Nuclear Medicine and Clinical Applications for Therapeutic Strategy 〕

Moderator: Nagara Tamaki (Hokkaido Univ.)

Ukihide Tateishi (Tokyo Medical and Dental Univ.)

1. Diagnosis of Brain Tumors Using System A Amino Acid Transport PET Imaging with C-11-MeAIB

Ryuichi Nishii (QST/NIRS)

2. From the Evaluation of Tumor Hypoxia to the New Therapeutic Strategies with FMISO-PET

Shozo Okamoto (Hokkaido University Hosp.)

3. Current Clinical Status of 18F-FLT PET or PET/CT in Oncology

Masatoyo Nakajo (Kagoshima Univ.)

4. Dedicated Breast PET and Its Clinical Roles in Breast Cancer Diagnosis: Current Evidence and Future Directions

Kanae Miyake (Rakuwakai Otowa Hosp.)

5. Application of Cu-62/64 ATSM PET for the Treatment of Glioma

Tomohiro Kaneta (Yokohama City Univ.)

· Symposium 3 : April 14 (Fri.) 15:10–17:10 (302)

〔Diagnosis of IgG4-related Diseases〕

Moderator: Shigeyuki Kawa (Shinshu Univ.)

Hiroyuki Irie (Saga Univ.)

1. Imaging Findings of IgG4-related Disease in the Head, Neck, and Brain

Masaki Katsura (University of Tokyo Hosp.)

2. Intrathoracic IgG4-related Lesions

Ryoko Egashira (Saga Univ.)

3. IgG4-related Disease in Upper Abdomen Dai Inoue (Kanazawa University Hosp.)
4. IgG4-related Disease in Kidney and Retroperitoneum Naoki Takahashi (Mayo Clinic, Minnesota, USA)
5. Radio-pathology Collaboration for the Diagnosis of IgG4-related Disease Yoh Zen (Kobe Univ.)
6. Several Issues in the Establishment of the Diagnostic Criteria for Autoimmune Pancreatitis, AIP, and IgG4 Related Diseases, IgG4RD Shigeyuki Kawa (Shinshu Univ.)

• Symposium 4 : April 15 (Sat.) 9:10–11:10 (301)

〔Treatment Strategy for Hepatocellular Carcinoma (HCC)〕 Moderator: Shiro Miyayama (Fukui-Ken Saiseikai Hosp.)
Yasushi Nagata (Hiroshima Univ.)

1. Indications and Outcomes of Surgical Resection and Liver Transplantation for Hepatocellular Carcinoma Kiyoshi Hasegawa (University of Tokyo)
2. Progress and Improvement of Outcome in Radiofrequency Ablation for Hepatocellular Carcinoma (HCC) Namiki Izumi (Musashino Red Cross Hosp.)
3. Transcatheter Arterial Chemoembolization (TACE)-current Status and Future Shiro Miyayama (Fukuiken Saiseikai Hosp.)
4. Current Status and Perspective for Radiation Therapy for Liver Tumors Hideyuki Sakurai (University of Tsukuba)
5. Molecular Targeted Therapy for Hepatocellular Carcinoma: Current Status and Future Perspective Masatoshi Kudo (Kindai Univ.)

• Symposium 5 : April 15 (Sat.) 13:00–15:00 (National Convention Hall)

〔High-precision Radiotherapy and Diagnostic Imaging〕 Moderator: Kenji Nemoto (Yamagata Univ.)
Katsumasa Nakamura (Hamamatsu Univ. School of Medicine)

1. High Precision Radiation Therapy - Its Method and Role in Cancer Therapy Katsuyuki Karasawa (Tokyo Metropolitan Cancer and Infectious Diseases Center Komagome Hosp.)
2. Role of Multi-modality Imaging before Radiation Therapy Masayuki Matsuo (Gifu Univ.)
3. Diagnostic Imaging after Radiation Therapy Hidetake Yabuuchi (Kyushu Univ.)
4. Interventional Image Guided Approach is Mandatory to Achieve High Functioning Radiation Therapy Kazushi Kishi (Sapporo High Functioning Radiation Therapy Center)
5. How Will Advanced Imaging Change Radiotherapy? Masashi Koto (QST/NIRS)

• Symposium 6 : April 15 (Sat.) 13:00–15:00 (301)

〔Imaging of Early Hepatocellular Carcinoma; Pathologic Correlation and Clinical Application〕 Moderator: Osamu Matsui (Kanazawa Univ.)
Masumi Kadoya (Shinshu Univ.)

- Keynote Lecture Imaging of Multistep Hepatocarcinogenesis Osamu Matsui (Kanazawa Univ.)
1. Hemodynamics of Carcinogenic Hepatocyte Nodules: Computed Tomography, Radio-pathological Correlations and Outcomes of the Nodules Kazuhiko Ueda (The Cancer Institute Hosp. of Japanese Foundation for Cancer Research)
 2. Are Gadoteric Acid Enhanced Magnetic Resonance Imaging and Contrast Enhanced Ultrasound Necessary to Make the Diagnosis of Hypovascular (Non-hypervascular) Nodules? Hiroko Iijima (Internal Medicine, Division of Hepatobiliary and Pancreatic Disease, Ultrasound Imaging Center, Hyogo College of Medicine)
 3. Important Roles of Non-contrast and Dynamic Contrast-enhanced MRI for Diagnosing Early Hepatocellular Carcinoma Yasunari Fujinaga (Shinshu Univ.)
 4. Hepatocyte-phase Images of Gd-EOB-DTPA-MRI: A Breakthrough Imaging Technique for Detection and Differentiation of Early HCC Tomoaki Ichikawa (Saitama Medical University International Medical Center)
 5. EOB-MRI as a Biomarker of Hepatocarcinogenesis Azusa Kitao (Kanazawa University Hosp.)

6. Imaging Diagnostic Algorithm for Clinical Management of Early HCC Takamichi Murakami (Kindai Univ.)

· Symposium 7 : April 15 (Sat.) 13:00–15:00 (302)

[We must Understand Breast Cancer Subtypes to Provide a Best Personalized Medicine Approach for Breast Cancer from the Perspective of Radiologists]

Moderator: Hiroko Kawashima (Kanazawa Univ.)

Takayoshi Uematsu (Shizuoka Cancer Center)

1. Individualized Intervention for Breast Cancer ~from Screening to Systemic Therapy~
Hiroji Iwata (Aichi Cancer Center Hosp.)
2. Understanding "Subtypes" in Breast Cancer Rin Yamaguchi (Kurume University Medical Center)
3. Tumor Subtypes in Mammography Interpretation Kazuaki Nakashima (Shizuoka Cancer Center Hosp.)
4. Ultrasonic Characteristics Related to the Subtype of Breast Cancer
Hiroko Tsunoda (St Luke's International Hosp.)
5. Intrinsic Subtypes of Breast Cancer: MR Imaging Findings
Roka Namoto Matsubayashi (National Kyushu Medical Center)
6. Impact of Molecular Subtypes on Strategies and Outcomes of Radiation Therapy for Breast Cancer
Chikako Yamauchi (Shiga Medical Center for Adults)

· Symposium 8 : April 16 (Sun.) 9:50–11:50 (Main Hall)

[Diagnostic Imaging for Emergency Cases : Bunt or Home-run? Learn from Active Cases!]

Moderator: Yukihisa Saida (Tokyo Medical and Dental Univ.)

Hiroshi Kondo (Teikyo Univ. School of Medicine)

1. Imaging Findings of Non-traumatic Emergent Conditions of the Head and Neck Hiroki Kato (Gifu Univ.)
2. Diagnostic Radiology in Emergent Medicine Hiroyuki Ueda (Kobe City Medical Center General Hosp.)
3. Emergency Imaging of Acute Abdomen: Don't Be Afraid to Swing and Miss, Usually Try to Hit a Home Run
Mitsuru Matsuki (Kindai Univ.)
4. Pelvic Emergencies; a Practical Role of Diagnostic Radiology Junko Takahama (Nara Medical Univ.)

· Symposium 9 : April 16 (Sun.) 9:50–11:50 (301, Broadcast:302)

[Useful IR Techniques You Should Know: What Is an Expert's Choice?]

Moderator: Yukunori Korogi (Univ. of Occupational and Environmental Health)

Susumu Kanazawa (Okayama Univ. Medical School)

1. IR Techniques to Be Acknowledged: Chest/Non-vascular Takao Hiraki (Okayama Univ.)
2. Technical Tips on TACE for Liver Cancer Toshihiro Tanaka (Nara Medical Univ.)
3. IR Techniques You Should Know: How Do You Do? Non-vascular IR in the Abdomen
Koichiro Yamakado (Hyogo College of Medicine)
4. Technique in Current UAE for Uterine Leiomyoma Tetsuya Katsumori (Saiseikai Shiga Hosp.)
5. Interventional Radiology for peripheral vascular malformations
Hidefumi Mimura (St. Marianna University School of Medicine)
6. Useful Techniques in Interventional Neuroradiology: Cases Review Hiro Kiyosue (Oita University Hospital)

Image Interpretation Session

· Image Interpretation Session : April 15 (Sat.) 17:00–19:00 (Main Hall)

「Road to General!」

Moderator: Tadashi Sagoh (Fukui Red Cross Hosp.)
Hitoshi Abo (Toyama Prefectural Central Hosp.)
Ryusuke Ookura (Osaka Saiseikai Nakatsu Hosp.)
Takao Kiguchi (Ichinomiya Nishi Hosp.)
Yusuke Sakurai (Nagoya University Hosp.)
Kenichi Mizuki (Seirei Hamamatsu General Hosp.)

Resident Seminar (Diagnosis)

· Resident Seminar (Diagnosis) 1 : April 14 (Fri.) 9:10–11:50 (National Convention Hall)

「Diagnosis 1: Diagnostic Imaging for Acute Abdomen」

Moderator: Toshifumi Gabata (Kanazawa Univ.)

1. Diagnostic Imaging of Acute Abdomen in Hepatobiliary System and Pancreas
Kotaro Yoshida (Kanazawa Univ.)
2. Imaging Manifestations of Inflammation and Perforation of the Gastrointestinal Tract
Hitoshi Abo (Toyama Prefectural Central Hosp.)
3. Bowel Obstruction, Hernia and Ischemia
Toru Yamamoto (Fukui prefectural hospital)
4. Diagnostic Imaging of Genitourinary Disorders in Acute Abdomen
Yasuhisa Kurata (Kyoto Univ.)

· Resident Seminar (Diagnosis) 2 : April 15 (Sat.) 9:10–11:40 (National Convention Hall)

「Diagnosis 2: Pediatric Diagnostic Imaging: Learn about Emergency Imaging」

Moderator: Noriko Aida (Kanagawa Children's Medical Center)

1. Emergency Pediatric Imaging: Introduction and Non-traumatic Brain Emergency
Noriko Aida (Kanagawa Children's Medical Center)
2. Imaging of Respiratory Emergencies in Children
Eiji Oguma (Saitama Children's Medical Center)
3. Pediatric Trauma
Rieko Furukawa (Jichi Children's Medical Center Tochigi)

Resident Seminar (Radiation Oncology)

· Resident Seminar (Radiation Oncology) : April 14 (Fri.) 15:10–17:10 (National Convention Hall)

「Radiation Oncology: Progress of Recent Radiotherapy」

Moderator: Hiroshi Onishi (Univ. of Yamanashi)

1. Radiotherapy for Uterine Cervical Cancer
Takafumi Toita (Univ of the Ryukyus)
2. Stereotactic Body Radiation Therapy for Hepatocellular Carcinoma
Hiroshi Mayahara (Kobe Minimally-invasive Cancer Center)
3. Charged Particle Radiotherapy
Yoshiyuki Shioyama (Ion Beam Therapy Center, SAGA HIMAT Foundation)

Educational Lecture

· Educational Lecture 1 : April 14 (Fri.) 8:00–9:00 (National Convention Hall)



「[MOC requirements] Radiation Safety Protection」 ※ JRS members only

Moderator: Hiromitsu Hayashi (Nippon Medical School)

1. Keeping of Safety for MRI Instruments and Clinical MRI Measurements
Masafumi Harada (Tokushima Univ.)
2. Safe Management of Iodine Contrast Materials
Kazuo Awai (Hiroshima Univ.)

· Educational Lecture 2 : April 14 (Fri.) 8:00–9:00 (Main Hall)

「Gastrointestinal Radiology 1」

Moderator: Tomoaki Ichikawa (Saitama Medical Univ. International Medical Center)

1. Limits of Couinaud's Liver Segment Classification
Fukukura Yoshihiko (Kagoshima Univ.)
2. Hepatic Vascular and Perfusion Disorders: CT and EOB-enhanced MRI
Tatsuyuki Tonan (Kurume University School of Medicine)

- Educational Lecture 3 : April 14 (Fri.) 8:00–9:00 (301)

[Genitourinary Radiology 1] Moderator: Takehiko Gokan (Showa Univ.)

 1. Primary Prostate Cancer: Multiparametric MR Imaging with PI-RADS V2 for Detection/Localization and Staging Tsutomu Tamada (Kawasaki Medical School)
 2. Multiparametric Prostate MRI - Before and After Treatment Yoshiko Ueno (Kobe Univ.)

- Educational Lecture 4 : April 14 (Fri.) 8:00–9:00 (302)

[Chest Radiology 1] Moderator: Kiyoshi Murata (Shiga Univ. of Medical Science)

 1. Chest Radiographs in the Diagnosis of Lung Cancer Kazuto Ashizawa (Nagasaki Univ.)
 2. CT Diagnosis for Lung Masses or Nodules Masahiko Kusumoto (National Cancer Center Hosp. East)

- Educational Lecture 5 : April 14 (Fri.) 8:00–9:00 (303)

[Neuroradiology 1] Moderator: Takaaki Hosoya (Yamagata Univ.)

 1. Syndromes Associated with Cerebrovascular Disease Satoshi Matsushima (The Jikei University School of Medicine.)
 2. Vasculopathies with Onset as Thunderclap Headache: RCVS and Arterial Dissection Masami Shimoda (Tokai University Hachioji Hosp.)

- Educational Lecture 6 : April 14 (Fri.) 8:00–9:00 (304)

[Nuclear Medicine 1] Moderator: Shin-ichiro Kumita (Nippon Medical School)

 1. Roles of Nuclear Cardiology: Noninvasive Risk Stratification in Patients with Known or Suspected Coronary Artery Disease Hiroshi Higashino (Matsuyama Heart Center Yotsuba Circulation Clinic)
 2. Current Application of Myocardial Nuclear Imaging to Non-ischemic Heart Disease Tomonari Kiriya (Nippon Medical School)

- Educational Lecture 7 : April 14 (Fri.) 8:00–9:00 (311+312)

[Cardiac Radiology 1] Moderator: Masahiro Jinzaki (Keio Univ.)

 1. Role of Coronary CT Angiography for Ischemic Heart Disease Michinobu Nagao (Tokyo Women's Medical Univ.)
 2. Cardiovascular Magnetic Resonance Imaging for Ischemic Heart Disease Atsushi Kono (National Cardiovascular Research Center)

- Educational Lecture 8 : April 14 (Fri.) 8:00–9:00 (313+314)

[Musculoskeletal Radiology 1] Moderator: Hideharu Sugimoto (Jichi Medical Univ.)

 1. Shoulder MRI: Anatomy and Biomechanics Taiki Nozaki (St.Luke's International Hosp.)
 2. Imaging of the Painful Shoulder Waka Nakata (Jichi Children's Medical Center Tochigi)

- Educational Lecture 9 : April 14 (Fri.) 8:00–9:00 (315)

[IVR 1] Moderator: Kenji Ogawa (Nippon Koukan Hosp.)

 1. Interventional Radiology for Vascular Injury Koji Sugimoto (Kobe Univ.)
 2. Basic Procedure of Percutaneous Transluminal Angioplasty and Stent Placement and Current Interventional Radiology for Intracranial and Carotid Artery Stenosis Katsutoshi Takayama (Ishinkai Yao General Hosp.)

- Educational Lecture 10 : April 14 (Fri.) 8:00–9:00 (F205+206)

[Radiation Oncology 1] Moderator: Hiroki Shirato (Hokkaido Univ.)

 1. Radiation Therapy for Malignant Brain Tumors Toshihiro Kumabe (Kitasato Univ.)

2. Radiotherapy for Management of Malignant Gliomas

Minako Sumi (Cancer Institute Hosp. Japanese Foundation For Cancer Research)

• Educational Lecture 11 : April 14 (Fri.) 9:10–10:10 (F205+206)

〔Radiation Oncology 2〕


Moderator: Natsuo Oya (Kumamoto Univ.)

1. Radiation Therapy for Malignant Lymphoma

Emiko Shimoda (Higashiosaka Medical Center/Nara Medical Univ.)

2. Recent Advances in Treatment of Hematopoietic Tumors

Norifumi Tsukamoto (Gunma University Hosp.)

• Educational Lecture 12 : April 15 (Sat.) 8:00–9:00 (National Convention Hall) 

〔[MOC requirements] Radiation Safety Protection〕 ※ JRS members only

Moderator: Kazuko Ohno (Kyoto College of Medical Science)

1. Medical Safety and Radiation Protection in Nuclear Medicine Practices

Makoto Hosono (Kindai Univ.)

2. Radiation Therapy (from the Standpoint of Protection or Safety)

Masahiko Aoki (Hirosaki University Hosp.)

• Educational Lecture 13 : April 15 (Sat.) 8:00–9:00 (Main Hall)

〔Gastrointestinal Radiology 2〕

Moderator: Kiyoshi Matsueda (The Cancer Institute Hospital of JFCR)

1. Metabolic Liver Disorders: Fatty Liver Disease, Iron Overload Disease, Glycogen Storage Disease

Hirimitsu Onishi (Osaka Univ.)

2. Acute, Fulminant and Chronic Hepatitis

Akihiro Nishie (Kyushu Univ.)

• Educational Lecture 14 : April 15 (Sat.) 8:00–9:00 (301)

〔Genitourinary Radiology 2〕

Moderator: Yoshifumi Narumi (Osaka Medical College)

1. Benign Cystic Lesions of the Adnexa

Akiko Takahata (Kyoto Prefectural University of Medicine)

2. Differential Diagnosis of Benign Solid Ovarian Tumor

Sayaka Daido (Kyoto University Hosp.)

• Educational Lecture 15 : April 15 (Sat.) 8:00–9:00 (302)

〔Radiation Oncology 3〕

Moderator: Masahiko Oguchi (The Cancer Institute Hospital of JFCR)

1. Radiotherapy for Bone and Soft Tissue Tumor

Masahiko Koizumi (Osaka Univ.)

2. Stereotactic Body Radiotherapy for Liver Tumors

Atsuya Takeda (Ofuna Chuo Hosp.)

• Educational Lecture 16 : April 15 (Sat.) 8:00–9:00 (303)

〔Neuroradiology 2〕

Moderator: Hajime Kitagaki (Shimane Univ.)

1. Diverse Imaging Findings of Sporadic Cerebral Amyloid Angiopathy: Hemorrhagic and Non-hemorrhagic Lesions

Keita Sakurai (Tokyo Metropolitan Medical Center of Gerontology)

2. Vascular Malformations of the Brain

Daisuke Yoshida (Hokkaido Univ.)

• Educational Lecture 17 : April 15 (Sat.) 8:00–9:00 (304)

〔Nuclear Medicine 2〕

Moderator: Kiyoshi Koizumi (Tokyo Medical Univ. Hachioji Medical Center)

1. PET Tracer Beyond FDG

Ryogo Minamimoto (National Center for Global Health and Medicine)

2. PET in Oncology: Recent Advancement of Technology

Koji Murakami (Juntendo Univ.)

• Educational Lecture 18 : April 15 (Sat.) 8:00–9:00 (311+312)

〔Head and Neck Radiology 1〕

Moderator: Toshi Abe (Kurume Univ.)

1. Diagnostic Imaging of Cervical Lymph Node Metastases; Before and after Treatment

Fumitoshi Aga (Kagawa Univ.)

2. Imaging of Cervical Lymph Nodes: Non-neoplastic Lymphadenopathy

Mika Kitajima (Kumamoto Univ.)

- Educational Lecture 19 : April 15 (Sat.) 8:00–9:00 (313+314)

〔Musculoskeletal Radiology 2〕 Moderator: Kunihiko Fukuda (The Jikei Univ. School of Medicine)

 1. Osteonecrosis: Imaging Features Shigeru Ehara (Iwate Medical Univ.)
 2. Anatomic Variants of Skeletal System Satoshi Tatsuno (Advanced Imaging Center Yaesu Clinic)

- Educational Lecture 20 : April 15 (Sat.) 8:00–9:00 (315)

〔IVR 2〕 Moderator: Kimihiko Kichikawa (Nara Medical Univ.)

 1. Endovascular Treatment for Iliac and Femoropopliteal Artery Occlusive Diseases
Ichihashi Shigeo (Nara Medical Univ.)
 2. Interventional Therapy for Peripheral Arterial Disease. CLI/below the Knee Lesions
Tomoyasu Sato (Tsuchiya general Hosp.)

- Educational Lecture 21 : April 15 (Sat.) 8:00–9:00 (F205+206)

〔Chest Radiology 2〕 Moderator: Satoshi Noma (Tenri Hosp.)

 1. TNM Classification and Stage Groupings of Lung Cancers Using UICC Version 8 -the Role of CT-
Masaki Hara (Nagoya City West Medical Center)
 2. Role of FDG-PET/CT for Solitary Pulmonary Nodule and Lung Cancer Masahiro Endo (Shizuoka Cancer Center)

- Educational Lecture 22 : April 15 (Sat.) 9:10–10:10 (F205+206)

〔Breast Imaging〕 Moderator: Tokiko Endo (National Hospital Organization Higashi Nagoya Hosp.)

 1. Comprehensive Review of Mammographic Breast Density Takayoshi Uematsu (Shizuoka Cancer Center Hosp.)
 2. The Know-how of Breast MRI Interpretation According to ACR-BIRADS MRI Ken Yamaguchi (Saga Univ.)

- Educational Lecture 23 : April 15 (Sat.) 10:20–11:20 (F205+206)

〔Cardiac Radiology 2〕 Moderator: Toshiaki Nitatori (Kyorin Univ.)

Basics for Congenital Heart Disease Imaging Yutaka Tanami (Saitama Children's Medical Center)

- Educational Lecture 24 : April 15 (Sat.) 13:00–14:00 (F205+206)

〔Radiation Oncology 4〕 Moderator: Takashi Mizowaki (kyoto Univ.)

 1. Radiation Therapy for Solid Tumors in Children Motoko Omura (Shonan Kamakura General Hosp.)
 2. Radiotherapy for Benign Disease Hiroshi Sekine (the Jikei University, School of Medicine)

- Educational Lecture 25 : April 15 (Sat.) 14:10–15:10 (F205+206)


〔Radiation Oncology 5〕 Moderator: Takashi Nakano (Gunma Univ.)

 1. Usefulness of PET in Radiation Oncology Rikiya Onimaru (Hokkaido Univ.)
 2. Medical Image for Radiotherapy Takuyo Kozuka (Toranomon Hosp.)

- Educational Lecture 26 : April 15 (Sat.) 15:20–16:20 (F205+206)

〔Chest Radiology 3〕 Moderator: Teruhito Mochizuki (Ehime Univ.)


 1. Lung Cancer Screening and Guidelines for Pulmonary Nodule Management
Yuichiro Maruyama (Komoro Kosei General Hosp.)
 2. Evaluation of Therapeutic Effect and Complications Related to Therapy Hidetake Yabuuchi (Kyushu Univ.)

- Educational Lecture 27 : April 16 (Sun.) 8:00–9:00 (Main Hall) 


〔[MOC Requirements] Quality of Imaging Diagnosis〕 ※ JRS members only

Moderator: Ryohei Kuwatsuru (Juntendo University Hosp.)

 1. Medical Information Integration Through the Use of International Standards
Norinari Honda (Saitama Medical Center, Saitama Medical Univ.)

2. Quality Control in Diagnostic Imaging Masahiko Fujii (Kobe Minimally Invasive Cancer Center)
- Educational Lecture 28 : April 16 (Sun.) 8:00–9:00 (301)
 [Gastrointestinal Radiology 3] Moderator: Kyo Ito (Kobe City Medical Center General Hosp.)
 1. Liver Cirrhosis Satoshi Goshima (Gifu University Hosp.)
 2. Imaging Findings of Sclerosing Cholangitis Kazuto Kozaka (Kanazawa Univ.)
- Educational Lecture 29 : April 16 (Sun.) 8:00–9:00 (302)
 [Cardiac Radiology 3] Moderator: Naofumi Matsunaga (Yamaguchi Univ.)
 1. The Basics about Vasculitis Seitaro Oda (Kumamoto Univ.)
 2. Image Findings of Vasculitis Hideki Ota (Tohoku University Hosp.)
- Educational Lecture 30 : April 16 (Sun.) 8:00–9:00 (303)
 [Neuroradiology 3] Moderator: Masafumi Harada (Tokushima Univ.)
 1. Vascular Disorders in Central Nervous System Associated with Pregnancy Harushi Mori (Univ of Tokyo)
 2. Recent Topics of Brain Aneurysm Imaging Yosiyuki Watanabe (Osaka Univ.)
- Educational Lecture 31 : April 16 (Sun.) 8:00–9:00 (304)
 [Nuclear Medicine 3] Moderator: Hiroshi Matsuda (National Center of Neurology and Psychiatry)
 1. Basis of Brain Perfusion SPECT and Clinical Applications for Cerebro-vascular Diseases Hiroshi Toyama (Fujita Health Univ.)
 2. Neurodegenerative Diseases in Nuclear Medicine Hiroshi Ito (Fukushima Medical Univ.)
- Educational Lecture 32 : April 16 (Sun.) 8:00–9:30 (311+312)
 [Pediatric Radiology] Moderator: Hiroshi Oba (Teikyo Univ.)
 1. Pediatric Images with Skeletal Maturation Masashi Koyama (Okazaki City Hosp.)
 2. Pediatric Skeletal Trauma and Child Abuse (Non-accidental Trauma) Yuka Morita (Univ of the Ryukyus)
 3. Pediatric Musculoskeletal Disorders Taiki Nozaki (St.Luke's International Hosp.)
- Educational Lecture 33 : April 16 (Sun.) 8:00–9:00 (313+314)
 [Head and Neck Radiology 2] Moderator: Yoshito Tsushima (Gunma University Hosp.)
 1. Imaging of Perineural Extension of Head and Neck Malignancies Ko Matsumoto (Miyagi Cancer Center)
 2. PET/CT in Head and Neck Cancers Yuji Nakamoto (Kyoto University Hosp.)
- Educational Lecture 34 : April 16 (Sun.) 8:00–9:00 (315)
 [IVR 3] Moderator: Tsuneo Ishiguchi (Aichi Medical Univ.)
 1. Percutaneous Vertebroplasty Noboru Tanigawa (Kansai Medical Univ.)
 2. RFA and Cryoablation for Musculoskeletal Tumor Masaya Miyazaki (Gunma University Hosp.)
- Educational Lecture 35 : April 16 (Sun.) 8:00–9:00 (F205+206) 
 [MOC Requirements] Quality of Radiotherapy ※ JRS members only
 Moderator: Masatoshi Hasegawa (Nara Medical Univ.)
 Quality of Radiation Therapy Tsuyoshi Takanaka (Koseiren Takaoka Hosp.)
- Educational Lecture 36 : April 16 (Sun.) 9:10–10:10 (F205+206)
 [Radiation Oncology 6] Moderator: Yasumasa Nishimura (Kindai Univ.)
 1. Image Guided Radiation Therapy (IGRT) Hiroya Shiomi (Miyakojima IGRT Clinic)
 2. Image-guided Respiratory Motion Management Mitsuhiro Nakamura (Kyoto University Hosp.)

- Educational Lecture 37 : April 16 (Sun.) 10:20–11:20 (F205+206)
 [Radiation Oncology 7] Moderator: Yasuhiro Ogawa (Hyogo Prefectural Kakogawa Medical Center)
 1. The 10 Factors in Correlation and Influence of Radiotherapy on the Society and the Economy
 Hiroshi Onishi (Univ of Yamanashi)
 2. Basic Knowledge of Health Economic Evaluation
 Tomoyuki Takura (Osaka Univ.)

- Educational Lecture 38 : April 16 (Sun.) 13:00–14:00 (National Convention Hall) 
 [[MOC Requirements] Medical Ethics] ※JRS members only Moderator: Tomio Inoue (Yokohama City Univ.)
 Ethics of Terminal Care Hitoshi Arima (Yokohama City Univ.)

指導者講習会

- 指導者講習会 : April 14 (Fri.) 10:50–11:50 (F205+206)
 Takamichi Murakami (Kindai Univ.)
- April 16 (Sun.) 13:00–14:00 (301)
 Yasushi Kaji (Dokkyo Medical Univ.)

JCR Hour 2017

- JCR Hour 2017 : April 16 (Sun.) 13:00–14:30 (F205+206)
 Moderator: Masahiro Ida (Ebara Hosp.)
 Hiroshi Onishi (Univ. of Yamanashi)
 1. Present Status of Choosing Wisely of Radiological Medicine in Japan
 - a. Diagnosis Area Yoshiyuki Watanabe (Graduate School of Medicine, Osaka Univ.)
 - b. Radiotherapy Area Masamichi Nishio (Hokkaido Cancer Center)
 - c. Present Status in UA Kei Yamada (Kyoto Prefectural University of Medicine)
 2. Special Lecture
 Present Status of Radiological Medicine in Balkan
 Dimitrios Tsetis (President of Balkan Society of Radiology)

Luncheon Seminar

- Luncheon Seminar 1 : April 14 (Fri.) 12:00–12:50 (Main Hall)
 [Diagnostic Imaging of the Elderly] Moderator: Osamu Abe (Graduate school, the Univ. of Tokyo)
 1. Imaging of Aging Brain Takashi Yoshiura (Kagoshima Univ.)
 2. Recent Progress of Osteoporosis; Diagnosis and Treatment Masako Ito (Nagasaki Univ.)
 Sponsored by : DAIICHI SANKYO.CO., LTD
- Luncheon Seminar 2 : April 14 (Fri.) 12:00–12:50 (301)
 [Diffusion MRI: Past, Present and Future] Moderator: Shigeki Aoki (Juntendo Univ.)
 Toshiba Medical Systems
 1. Current Topics in MRI
 2. Diffusion MRI: Past, Present and Future Denis Le Bihan (NeuroSpin, CEA Saclay-Center, France)
 Sponsored by : TOSHIBA MEDICAL SYSTEMS CORPORATION
- Luncheon Seminar 3 : April 14 (Fri.) 12:00–12:50 (302)
 [Advanced Applications] Moderator: Takamichi Murakami (Kindai Univ.)
 1. MAGiC(SyMRI): Up-to-date Review Akifumi Hagiwara (Juntendo Univ.)
 2. The New Development in Diagnostic Liver Imaging with Use of MR Imaging Biomarkers
 Akira Yamada (Shinshu Univ. School of Medicine)
 Sponsored by : GE Healthcare Japan Corporation

- Luncheon Seminar 4 : April 14 (Fri.) 12:00–12:50 (303)
 「Shaping the Future through Innovation with Spectrum Shaping」
 Sponsored by : Siemens Healthcare K.K.

- Luncheon Seminar 5 : April 14 (Fri.) 12:00–12:50 (304)
 「Innovative MR/CT technology」 Moderator: Kazuo Awai (Hiroshima University Hosp.)
 1. The Latest Technology Trends in MRI –The Potential Benefits of New Application–
 Kazuhiro Katahira (Kumamoto Chuo Hosp.)
 2. Advances and potential of IQon spectral CT in clinical application: comparison with low kVp CT
 Takeshi Nakaura (Kumamoto Univ.)
 Sponsored by : Philips Electronics Japan

- Luncheon Seminar 6 : April 14 (Fri.) 12:00–12:50 (311+312)
 「Treatment of Venous Thromboembolism Based on Updated Evidence」
 Moderator: Hitoshi Ogino (Tokyo Medical Univ.)
 Masaru Hatano (Univ. of Tokyo)
 Sponsored by : Bristol-Myers Squibb / Pfizer Japan Inc.

- Luncheon Seminar 7 : April 14 (Fri.) 12:00–12:50 (313+314)
 「Image guided percutaneous cryoablation」 Moderator: Tadashi Shimizu (KKR Sapporo Medical Center Tonan Hosp.)
 Marco van Strijen (St. Antonius Hosp. Nieuwegein, Netherlands)
 Sponsored by : HITACHI Ltd,

- Luncheon Seminar 8 : April 14 (Fri.) 12:00–12:50 (315)
 「Content Based Image Retrieval System for Supporting Image Diagnosis Using AI Technology.
 Expansion to Diffuse Lung Disease (Non-neoplastic Lung Disease)」
 Moderator: Masahiro Endo (Shizuoka Cancer Center)
 1. Content-based Image Retrieval System: Basics and Clinical Utility Atsuko Kurosaki (Fukujuji Hosp.)
 2. Early clinical experience of content based image retrieval system for pulmonary diseases
 Atsushi Nambu (Teikyo University, Mizonokuchi Hosp.)
 Sponsored by : FUJIFILM Medical Co., Ltd.

- Luncheon Seminar 9 : April 14 (Fri.) 12:00–12:50 (Annex Hall F205+206)
 「Topics of Contrast enhanced CT:」 Moderator: Yasuyuki Yamashita (Kumamoto Univ.)
 1. LDH never lie!
 Clinical condition and imaging based on abnormal laboratory findings
 Takashi Koyama (Kurashiki Central Hosp.)
 2. Contrast-induced Nephropathy: Up To Date
 Yoshito Tsushima (Gunma Univ.)
 Sponsored by : Eisai Co., Ltd.

- Luncheon Seminar 10 : April 15 (Sat.) 12:00–12:50 (Main Hall)
 「“Clinical Impact of Ultra High Resolution CT”」 Moderator: Noriyuki Tomiyama (Osaka Univ.)
 1. Clinical Impact of Neuroradiology Using Ultra High Resolution CT Kazuhiro Murayama (Fujita Health Univ.)
 2. Clinical Impact of Abdominal Radiology Using Ultra High Resolution CT
 Miyuki Sone (National Cancer Center Central Hosp.)
 3. Clinical Impact of Cardiovascular Radiology Using Ultra High Resolution CT
 Kunihiro Yoshioka (Iwate Medical Univ.)
 Sponsored by : TOSHIBA MEDICAL SYSTEMS CORPORATION

-
- Luncheon Seminar 11 : April 15 (Sat.) 12:00–12:50 (301)
 「The 10 Best Basic Comfortable Functions of PSP PACS」
 Moderator: Masahiro Jinzaki (Keio Univ.)
 Kazuhiro Katahira (Kumamoto Chuo Hosp.)
 Sponsored by : PSP Corporation.
 - Luncheon Seminar 12 : April 15 (Sat.) 12:00–12:50 (302)
 「Glymphatic System ~Clinical Importance in Radiology and Its Significance in Brain Gadolinium Deposition~」
 Moderator: Osamu Abe (Graduate school, the Univ. of Tokyo)
 Shinji Naganawa (Nagoya Univ.)
 Sponsored by : Bayer Yakuin, Ltd.
 - Luncheon Seminar 13 : April 15 (Sat.) 12:00–12:50 (303)
 「Possibility of Nuclear Oncology」
 Moderator: Ukihide Tateishi (Tokyo Medical and Dental Univ.)
 1. Nuclear Imaging as a Biomarker in Oncology –Introduction of QIBA and Various Quantitative Parameters–
 Mitsuki Tatsumi (Osaka University Hosp.)
 2. Utility of Tumor Nuclear Medicine Diagnosis and Its Application to Radiotherapy
 Ryoichi Yoshimura (Tokyo Medical and Dental Univ.)
 Sponsored by : FUJIFILM RI Pharma Co., Ltd.
 - Luncheon Seminar 14 : April 15 (Sat.) 12:00–12:50 (304)
 「Dynamic Contrast-enhanced MRI of the Abdomen: Usefulness of Radial VIBE and the Future Outlook for Radial Sequences」
 Moderator: Toshifumi Gabata (Kanazawa Univ.)
 Yasunari Fujinaga (Shinshu Univ.)
 Sponsored by : Siemens Healthcare K.K.
 - Luncheon Seminar 15 : April 15 (Sat.) 12:00–12:50 (311+312)
 「How to Prepare for Artificial Intelligence In Radiology」
 Moderator: Masahito Uesugi (Hokkaido Information Univ.)
 Naoto Hayashi (The University of Tokyo Hosp.)
 Sponsored by : J-MAC SYSTEM, INC.
 - Luncheon Seminar 16 : April 15 (Sat.) 12:00–12:50 (313+314)
 「New Horizon of 4D Imaging」
 Moderator: Hiroshi Moriya (Ohara General Hosp.)
 1. Planning for Respiratory Motion Tracking Radiotherapy using the Four Dimensional Motion Analysis
 Nobuhiro Tsukamoto (Japanese Red Cross Saitama Hospital)
 2. Physiological Imaging for Obstructive Lung Diseases: 4D-CT Analysis using PhyZiodynamics
 Tsuneo Yamashiro (Univ. of the Ryukyus)
 Sponsored by : Ziosoft, Inc. / Amin Co., Ltd
 - Luncheon Seminar 17 : April 15 (Sat.) 12:00–12:50 (315)
 「Evolving Technique of Tomosynthesis」
 Moderator: Nobuyuki Shiraga (Toho University Medical Center Omori Hospital)
 1. Today and Tomorrow of Tomosynthesis Technique
 Masahiro Nakajima (Kofu Municipal Hosp.)
 2. Clinical Application of Tomosynthesis in ERCP
 Yosuke Suyama (National Defense Medical College)
 Sponsored by : Shimadzu Corporation

-
- Luncheon Seminar 18 : April 15 (Sat.) 12:00–12:50 (416+417)

 「Evolution of Angio Suite」Moderator: Shiro Miyayama (Fukui-ken Saiseikai Hosp.)

 1. Clinical experience of new Angio Suite in the Netherlands
Marco van Strijen (St. Antonius Hosp. Nieuwegein, Netherlands)

 2. Concept of new Angio Suite and its impression in Japan Miguel Klokgieters (Philips Healthcare, Netherlands)

 Sponsored by : Philips Electronics Japan

 - Luncheon Seminar 19 : April 15 (Sat.) 12:00–12:50 (Annex Hall F205+206)

 「Diagnostic imaging of abdomen」Moderator: Takamichi Murakami (Kinki Univ.)

Tomoaki Ichikawa (Saitama Medical University International Medical Center)

Kengo Yoshimitsu (Fukuoka Univ.)

 Sponsored by : FujiPharma Co., Ltd.

 - Luncheon Seminar 20 : April 16 (Sun.) 12:00–12:50 (Main Hall)

 「The Role of Imaging for Clinical Management of Chronic Thromboembolic Pulmonary Hypertension」

Moderator: Kei Takase (Tohoku Univ.)

Hideki Ota (Tohoku University Hosp.)

 Sponsored by : Bayer Yakuhin, Ltd.

 - Luncheon Seminar 21 : April 16 (Sun.) 12:00–12:50 (301)

 「Revolution CT – The Cutting Edge of Cardiac CT」Moderator: Masahiro Jinzaki (Keio Univ.)

 1. Revolutionize Cardiac CT by Smart Cardiac Technology Hideyuki Sato (Edogawa Hosp.)

 2. Clinical Outcome of Cardiac CT by Revolution CT Takehiko Keida (Edogawa Hosp.)

 Sponsored by : GE Healthcare Japan Corporation

 - Luncheon Seminar 22 : April 16 (Sun.) 12:00–12:50 (302)

 「Forefront of prostate MRI」Moderator: Yasuyuki Yamashita (Kumamoto Univ.)

 1. MRI diagnosis of prostate cancer with PI-RADS Ver.2 Yasushi Kaji (Dokkyo Medical Univ.)

 2. Pitfalls to Avoid in interpreting prostate MRI Satoru Takahashi (Kobe Univ.)

 Sponsored by : FujiPharma Co., Ltd.

 - Luncheon Seminar 23 : April 16 (Sun.) 12:00–12:50 (303)

 「Present and Future Roles of FDG-PET/CT in the Management of Lung Cancer. –What Do the Surgeons Want to Know? –」

Moderator: Masayuki Inubushi (Kawasaki Medical School)

Katsuhiko Shimizu (Kawasaki Medical School)

 Sponsored by : Nihon Medi-Physics Co., Ltd.

 - Luncheon Seminar 24 : April 16 (Sun.) 12:00–12:50 (304)

 「MRI of Prostate Cancer with Pathologic Correlation: Pitfalls in Interpreting Multiparametric MRI」

Moderator: Yusuke Inoue (Kitasato Univ.)

Hiroshi Shinmoto (National Defense Medical College)

 Sponsored by : PSP Corporation.

 - Luncheon Seminar 25 : April 16 (Sun.) 12:00–12:50 (311+312)

 「Realization of Next Generation Imaging Information Systems - Integration Experience at St. Marianna University School of Medicine Group Hospital」

Moderator: Osamu Abe (Graduate school, the Univ. of Tokyo)

Yasuyuki Kobayashi (St. Marianna Univ. School of Medicine)

 Sponsored by : TOSHIBA MEDICAL SYSTEMS CORPORATION

• Luncheon Seminar 26 : April 16 (Sun.) 12:00–12:50 (313+314)

〔Noise Reduction〕

Moderator: Manabu Minami (Tsukuba University Hosp.)

1. Physical Evaluation of Noise Reduction Features Mounted on the Post-processing Workstation

Shota Watanabe (Institute of Advanced Clinical Medicine, Kindai Univ.)

2. Recent Advance in AZE Workstation –Clinical Evaluation of Noise Reduction Software in Both CT and MRI–

Kazuhiro Katahira (Kumamoto Chuo Hosp.)

Sponsored by : AZE, Ltd.

• Luncheon Seminar 27 : April 16 (Sun.) 12:00–12:50 (Annex Hall F205+206)

〔Streamlined Clinical Workflows for a Wide Range of Applications Utilising RapidPlan™〕

Moderator: Takashi Mizowaki (Kyoto Univ.)

Kenton Thompson (Icon Integrated Cancer Centre)

Sponsored by : Varian Medical Systems K.K.