




The 77th Annual Meeting of the Japan Radiological Society

April 12 (Thu.)

	8:00	9:00	10:00	11:00	12:00	13:00
Conference Center						
Main Hall						
301						
302						
303						
304						
311+312						
313+314						
Annex Hall						
F205+206						
Marine Lobby (National Convention Hall 1F)						
Poster Presentation Booth 1						
Poster Presentation Booth 2						
Product exhibition area					11:00-19:00	Electronic Exhibition/Product Exhibition

13:00	14:00	15:00	16:00	17:00	18:00	19:00
	14:00-16:30 Representative Assembly					
			15:40-16:30 1. OB/GYN 1 Shinya Fujii		16:40-17:40 Case-Based Educational Lecture 1 (p.S117) Meet the Expert: Learn the Tips of Diagnostic Imaging in the Female Pelvis through Case Presentation Moderator:Yoshifumi Narumi Speaker:Yumiko Oishi Tanaka 	
			15:40-16:30 2. Head/Neck 1 Tumor Masayuki Maeda		16:40-17:40 Case-Based Educational Lecture 2 (p.S117) Meet the Expert: Learn the Tips of Diagnostic Imaging in the Head and Neck Regions through Case Presentation Moderator:Manabu Minami Speaker:Ryutaro Ukisu 	
			15:30-16:30 3. Chest 1 Lung cancer Hiroaki Arakawa		16:40-17:40 Case-Based Educational Lecture 3 (p.S118) Meet the Expert: Learn the Tips of Diagnostic Imaging in the Chest Region through Case Presentation Moderator:Shuji Sakai  Speaker:Masashi Takahashi	
		15:00-17:00 International Communication (p.S72) AOSOR-JRS Conjoint Session Recent Topics of Diffusion Weighted Imaging in Neuroimaging Moderator:Kei Yamada, Yoshiyuki Watanabe Speaker:Toshiaki Taoka, Pek-Lan Khong, Koji Kamagata, Norlisah Binti Mohd Ramli, Nalini Kant Mishra				
Electronic Exhibition/Product Exhibition						

The 77th Annual Meeting of the Japan Radiological Society

April 13 (Fri.)

	8:00	9:00	10:00	11:00	12:00	13:00
National Convention Hall	8:00-9:00 Educational Lecture 1 (p.S119) [MOC Requirements] Radiation Safety Protection 1 JRS					
Conference Center	8:00-9:00 Educational Lecture 2 (p.S119) Gastrointestinal Radiology 1 JRS	9:10-11:50 Symposium 1 (p.S85) Diagnostic Imaging in the Hepatobiliary and Pancreatic Regions: Focusing on the Differentiation between Benign and Malignant Lesions Moderator:Takamichi Murakami, Toshifumi Gabata Speaker:Olivier Lucidarme, Satoshi Kobayashi, Hiroki Haradome, Kengo Yoshimitsu, Yasunari Fujinaga, Shunro Matsumoto JRS			12:00-12:50 Luncheon Seminar 1 Topics of Contrast enhanced CT and MRI (Eisai Co., Ltd.)	
Main Hall						
301	8:00-9:00 Educational Lecture 3 (p.S120) Nuclear Medicine 1 JRS	9:10-11:50 Symposium 2 (p.S87) New Frontiers of Fusion Imaging Moderator:Hirofumi Fujii, Noboru Oriuchi Speaker:Orazio Schillaci, Munenobu Nogami, Tomonari Kiriyaama, Hiroaki Kurihara, Hidehiko Okazawa JRS			12:00-12:50 Luncheon Seminar 2 New innovative generation of Canon MRI (Canon Medical Systems Corporation)	
302	8:00-9:00 Educational Lecture 4 (p.S121) Radiation Oncology 1 JRS	9:10-11:40 Joint Educational Session (p.S65) Diagnostic and Therapeutic Indications of Prostate Cancer Moderator:Atsunori Yorozu, Masahiko Okumura Speaker:Akira Miyajima, Yasushi Kaji, Toshio Ohashi, Mana Yoshimura, Ryu Kawamorita, Kaoru Ono JRS			12:00-12:50 Luncheon Seminar 3 Clinical Applications of 3D printing in Cardiovascular Medicine (Bayer Yakuhin, Ltd.)	
303	8:00-9:00 Educational Lecture 5 (p.S121) Neuroradiology 1 JRS	9:10-9:50 International Communication (p.S71) RSNA, ESR Mary C. Mahoney, Bernd Hamm JRS	10:00-11:30 Symposium 3 (p.S89) Standardization of Quantitative Imaging: Recent Topics of Quantitative Imaging Biomarker Alliance (QIBA) Moderator:Shigeki Aoki, Ukihide Tateishi Speaker:Alexander R. Guimaraes, Akifumi Hagiwara, Go Akamatsu JRS		12:00-12:50 Luncheon Seminar 4 Expanding Precision Medicine through innovation (Siemens Healthcare K.K.)	
304	8:00-9:00 Educational Lecture 6 (p.S122) Genitourinary Radiology 1 JRS	9:10-10:10 Special Focus Session 1 (p.S78) Female Imaging Moderator:Kazuro Sugimura, Hiroko Kawashima Speaker:Catherine Roy, Mitchell D. Schnall JRS	10:20-10:50 4. OB/GYN 2 Junko Takahama	11:00-11:50 5. Breast 1 Imaging Technique Mitsuhiro Tozaki	12:00-12:50 Luncheon Seminar 5 Clinical topics of cardiac MRI (FujiPharma Co., Ltd.)	
311+312	8:00-9:00 Educational Lecture 7 (p.S123) Cardiac Radiology 1 JRS	9:10-9:40 Invited Lecture 1 (p.S75) Aortic Emergencies Tuncay Hazirolan	9:50-10:50 6. Cardiovascular 1 Great vessel Ichiro Sakamoto	11:00-11:50 7. Cardiovascular 2 Coronary/Imaging technique Kei Takase	12:00-12:50 Luncheon Seminar 6 Potentiality of Diagnosis Support Service utilizing AI (NOBORI Ltd.)	
313+314	8:00-9:00 Educational Lecture 8 (p.S124) Musculoskeletal Radiology 1 JRS	9:10-10:10 8. Artificial intelligence(AI) Hiroshi Kondoh	10:20-11:10 9. IT/Education Naoki Mihara		12:00-12:50 Luncheon Seminar 7 Dynamic Chest Radiography Using Flat Panel Detector System: Technique and Clinical Usefulness (KONICAMINOLTA, INC.)	
315	8:00-9:00 Educational Lecture 9 (p.S125) IVR 1 JRS	9:10-9:40 Invited Lecture 2 (p.S76) Dual-Energy-CT with a Focus on Abdominal Imaging Andreas G. Schreyer	9:50-10:40 10. Abdomen 1 Abdominal disease/Imaging technique Akihiro Nishie	10:50-11:40 11. Abdomen 2 Gastrointestinal Yukihisa Saida	12:00-12:50 Luncheon Seminar 8 Next generation diagnostic imaging! (Philips Japan, Ltd.)	
416+417					12:00-12:50 Luncheon Seminar 9 "AI" technology in diagnostic imaging (FUJIFILM Medical Co., Ltd.)	
Annex Hall	8:00-9:00 Educational Lecture 10 (p.S125) Radiation Oncology 2 JRS	9:10-10:10 Educational Lecture 11 (p.S126) Radiation Oncology 3 JRS		10:50-11:50 指導者講習会 1 Masumi Kadoya	12:00-12:50 Luncheon Seminar 10 Discussion, Chemoradiotherapy of unresectable stage III non-small cell lung cancer (AstraZeneca K.K.)	
Marine Lobby (National Convention Hall 1F)		9:10-9:38 Poster 1 IVR 1 Ablation/Cryotherapy Tadashi Shimizu	9:50-10:18 Poster 2 IVR 2 Embolization Koji Sugimoto	10:30-10:58 Poster 3 IVR 3 Embolization/Miscellaneous Masanori Inoue		
Poster Presentation Booth 1		9:10-9:45 Poster 6 Chest 1 Imaging technique Yoriko Murata	10:00-10:28 Poster 7 Chest 2 Lung disease Sadayuki Murayama	10:40-11:01 Poster 8 Head/Neck Hiroki Kato		
Poster Presentation Booth 2						
Product exhibition area	7:15-19:00 Electronic Exhibition/Product Exhibition					
Yokohama Bay Hotel Tokyu			10:00-12:00 International Communication The 3rd Asia Radiology Summit Moderator:Noriyuki Tomiyama, Kei Yamada 2nd Basement Floor Ambassador's Ballroom			
Exhibition Hall			10:00-17:00 ITEM2018			

The 77th Annual Meeting of the Japan Radiological Society

8:00 9:00 10:00 11:00 12:00 13:00

National Convention Hall	8:00-9:00 Educational Lecture 12 (p.S126) [MOC Requirements] Radiation Safety Protection 2 	9:10-11:40 Resident Seminar (Diagnostic) (p.S113) Introduction to Diagnostic Radiology for Avoiding Pitfalls Moderator:Kenji Ogawa, Shigeo Okuda Speaker:Takeki Shiina, Yasuyuki Kurihara, Tamaki Ichikawa, Hirota Akita, Hiroshi Shinmoto			
	8:00-9:00 Educational Lecture 13 (p.S127) Gastrointestinal Radiology 2 	9:10-11:50 Joint Symposium 2 (p.S61) Establishing Fundamental Knowledge for the Clinic: An Invitation to Preclinical Research Moderator: Takayuki Obata, Shigeyoshi Saito Speaker: Junichi Hata, Kodai Nishi, Satoru Monzen, Riwa Kishimoto, Masaaki Hori, Hisataka Kobayashi 		12:00-12:50 Luncheon Seminar 11 Clinical Forefront with Next Generation CT Technology (Canon Medical Systems Corporation)	
Main Hall	8:00-9:00 Educational Lecture 14 (p.S128) Genitourinary Radiology 2 	9:10-11:10 (Honorary Invited Lecture 2 : 9:10-9:40) Symposium 7 (p.S97) Meet Editor in Chief, Outstanding Reviewer and Researcher for Submitting Biomedical Publications Challenges for Biomedical Publications Moderator: Nagara Tamaki, Kenji Nemoto Speaker: Herbert Y. Kressel, Yukunori Korogi, Hiromu Mori, Shinji Naganawa 		12:00-12:50 Luncheon Seminar 12 To the Next Stage of Dual Energy CT (GE Healthcare Japan)	
301	8:00-9:00 Educational Lecture 15 (p.S129) Chest Radiology 1 	9:10-10:10 Special Focus Session 3 (p.S80) Lung Imaging Moderator: Noriyuki Tomiyama, Sadayuki Murayama Speaker: Semin Chong, Gerald F. Abbott 	10:20-11:20 14. Chest 2 Diffuse lung disease Takeshi Johkoh	12:00-12:50 Luncheon Seminar 13 The latest innovative medical care created by mass spectrometric techniques - Outcome of merging various technologies - (Shimadzu Corporation)	
302	8:00-9:00 Educational Lecture 16 (p.S130) Neuroradiology 2 	9:10-11:00 Symposium 8 (p.S99) Up-to-date on Pediatric Neurodevelopment. Moderator: Hiroshi Oba, Hitoshi Terada Speaker: Yutaka Sato, Floris Groenendaal, Shigeo Okabe, Noriko Aida, Yasuyuki Taki 		12:00-12:50 Luncheon Seminar 14 Let's collect and convert data to information for artificial intelligence (Yokogawa Medical Solutions Corporation)	
303	8:00-9:00 Educational Lecture 17 (p.S131) Head and Neck Radiology 1 	9:10-9:40 Invited Lecture 3 (p.S76) Medication Related Osteonecrosis of the Jaws Antonio Lo Casto	9:50-10:40 15. Head/Neck 2 Temporal bone/ Miscellaneous Keiko Toyoda	10:50-11:50 16. Neuro 1 Cervical vessel Satoshi Terae	12:00-12:50 Luncheon Seminar 15 How to use Cingulate Island Sign in dementia diagnosis. (FUJIFILM RI Pharma Co., Ltd.)
304	8:00-9:00 Educational Lecture 18 (p.S131) Nuclear Medicine 2 	9:10-9:50 17. NM 1 Tumor/PET1 Seigo Kinuya	10:00-10:40 18. NM 2 Tumor/PET2 Makoto Hosono	10:50-11:40 19. NM 3 Tumors/PET3 Yoshihiro Nishiyama	12:00-12:50 Luncheon Seminar 16 Topics of deep learning and its application to medical image recognition (J-MAC SYSTEM, Inc.)
311+312	8:00-9:00 Educational Lecture 19 (p.S132) Musculoskeletal Radiology 2 	9:10-10:00 20. RT 1 Head/Neck Etsuo Kunieda	10:10-11:10 21. RT 2 Chest Takashi Uno	12:00-12:50 Luncheon Seminar 17 New Challenge For Image Diagnostics: Next Generation PACS utilizing Big Data (INFINITT JAPAN Co., Ltd)	
313+314	8:00-9:00 Educational Lecture 20 (p.S133) IVR 2 	9:10-10:00 22. IVR 1 Artery/Vein Osamu Ikeda	10:10-11:10 23. IVR 2 Embolization/Puncture Sojiro Morita	12:00-12:50 Luncheon Seminar 18 Clinical and Research MRI of Brain using Simultaneous Multi-Slice technique. (Siemens Healthcare K.K.)	
315	416+417				12:00-12:50 Luncheon Seminar 19 Clinical values of new era angiography system "Azurion" (Philips Japan, Ltd.)
Annex Hall	8:00-9:00 Educational Lecture 21 (p.S134) Chest Radiology 2 	9:10-10:40 Educational Lecture 22 (p.S135) Breast Imaging 		10:50-11:50 Educational Lecture 23 (p.S136) Cardiac Radiology 2 	12:00-12:50 Luncheon Seminar 20 How PACS can improve the QOL of radiologists and radiological technologists. - So lucky to use PSP-PACS in these situations! - (PSP Corporation.)
F205+206	Marine Lobby (National Convention Hall 1F)	9:10-9:38 Poster 11 Cardiovascular 2 Heart/ Miscellaneous Hiroyuki Tajima	9:50-10:25 Poster 12 Cardiovascular 3 Cardiac CT Masao Miyagawa	10:40-11:22 Poster 13 Cardiovascular 4 Great vessel/ Miscellaneous Fumiko Kimura	
Poster Presentation Booth 1	Poster Presentation Booth 2	9:10-9:52 Poster 19 Abdomen 1 Gastrointestinal Masamitsu Hatakenaka	10:00-10:35 Poster 20 Abdomen 2 Hepatobiliary/ Pancreas 1 Yoshito Takeuchi	11:00-11:35 Poster 21 Abdomen 3 Hepatobiliary/ Pancreas 2 Utaroh Motosugi	
Product exhibition area	7:15-19:00 Electronic Exhibition/Product Exhibition			11:00-11:45 Product Exhibition Core Time	
Exhibition Hall			9:30-17:00	ITEM2018	

April 14 (Sat.)

13:00	14:00	15:00	16:00	17:00	18:00	19:00
13:00-15:00 Joint Symposium 3 (p.S62) Current Status of Radiomics Research in Radiology Moderator:Kohsuke Kudo, Jun'ichi Kotoku Speaker:Samuel G. Armato III, Kenichi Nakajima, Hidetaka Arimura, Akihiro Haga		15:45-16:10 Special Program 1: Part 1 Musical Theatre Session (p.S110) "Marching Stage" by Tokai University Wind Orchestra		16:10-16:50 Special Program 1: Part 2 Special Talk Session (p.S110) Development of Human Resources in Sports Moderator:Yutaka Imai Speaker:Tatsunori Hara, Kousei Inoue		17:00-19:00 Image Interpretation Session Moderator:Harushi Mori, Mitsuru Matsuki Question Master:Toshihiro Furuta, Osamu Honda, Yumiko Tanaka, Nobuhiro Fujita, Jiro Munechika Discussor:Chisa Banba, Yasuhiro Minami, Shigeaki Umeoka, Yasuo Kosaka, Yoshiko Ueno
13:00-14:00 Honorary Invited Lecture 3 (p.S69) Imaging of Problematic Renal Masses: An Update Seung Hyup Kim	Special Focus Session 4 (p.S82) Renal Imaging Moderator:Takshito Gokan, Takashi Koyama Speaker:Seung Hyup Kim, Masahiro Jinzaki	14:10-15:10 24. Uroradiology 1 Vessel/Urinary tract Takuji Araki	15:20-16:20 25. Uroradiology 2 Tumor Yasuyuki Yamashita			
13:00-15:40 Symposium 9 (p.S101) Evaluation of Coronary Flow Reserve Using CT, MRI and Nuclear Medicine Techniques Moderator:Hajime Sakuma, Teruhito Mochizuki Speaker:Joachim Lotz, Keiichiro Yoshinaga, Yasutaka Ichikawa, Tomoyuki Kido, Noriko Oyama-Manabe, Naoya Matsumoto						
13:00-14:00 Special Focus Session 5 (p.S83) Advanced MR Moderator:Hirokazu Fujiwara, Nobuya Higuchi Speaker:Robert E. Lenkinski, Masafumi Harada	14:10-15:10 26. Abdomen 4 GB/Biliary tract Kazuhiko Ueda	15:20-16:00 27. Abdomen 5 Pancreas/Spleen Satoshi Goshima				
13:00-14:00 Special Focus Session 6 (p.S84) Musculoskeletal Imaging Moderator:Takatoshi Aoki, Masataka Uetani Speaker:Michael J. Tuite, Mamoru Niitsu	14:10-15:20 28. MSK Hajime Fujimoto	15:30-17:00 Special Program 2 (p.S110) Radiology and Artificial Intelligence Moderator:Shigeki Aoki, Norio Nakata Speaker:Norio Nakata, Masahiro Jinzaki				
13:00-14:10 29. Chest 3 Lung blood flow/Anatomy Shuichi Ono	14:20-15:20 30. Chest 4 Image analysis Shin Matsuoka					
13:00-14:10 31. Neuro 2 Imaging technique Yukio Miki	14:20-15:20 32. Neuro 3 Cerebrovascular Makoto Sasaki	15:30-16:30 33. Neuro 4 Tumor Takashi Yoshiura				
13:00-13:50 34. IVR 3 Hepatobiliary/Pancreas Koichiro Yamakado	14:10-15:10 35. IVR 4 Oncology Yasuaki Arai	15:20-16:20 36. IVR 5 Neuro Daisuke Itoh				
13:00-14:00 Educational Lecture 24 (p.S137) Radiation Oncology 4						
14:10-15:10 Educational Lecture 25 (p.S137) Radiation Oncology 5		15:20-16:20 Educational Lecture 26 (p.S137) Radiation Oncology 6				
13:00-13:42 Poster 14 NM 1 FDG-PET Tohru Shiga	14:00-14:28 Poster 15 NM 2 Head/Neck/Neuro Ichiei Kuji	14:40-15:15 Poster 16 OB/GYN Aki Kido	15:30-15:58 Poster 17 Breast 1 MRI Takayoshi Uematsu	16:10-16:38 Poster 18 Breast 2 Imaging technique/Miscellaneous Tokiko Endo		
13:00-13:42 Poster 22 Neuro 1 Cerebrovascular/Tumor Akira Kunimatsu	14:00-14:35 Poster 23 Neuro 2 Brain disease Toshihide Ogawa	14:50-15:32 Poster 24 RT 1 Chest Takashi Uno				
14:00-15:00 Product Exhibition Core Time		Electronic Exhibition/Product Exhibition				
ITEM2018						

April 14 (Sat.)

The 77th Annual Meeting of the Japan Radiological Society

8:00 9:00 10:00 11:00 12:00 13:00

	8:00	9:00	10:00	11:00	12:00	13:00
National Convention Hall						
Conference Center	8:00-9:00 Educational Lecture 27 (p.S138)	9:10-10:40 Symposium 10 (p.S104) Diagnostic imaging of drug-associated complications Moderator:Fumikazu Sakai, Mitsuru Matsuki Speaker:Satoshi Matsushima, Masahiko Kusumoto, Hiroaki Sugiura, Noriatsu Ichiba, Mayuki Uchiyama	10:50-11:50 Educational Lecture 38 (p.S146)		12:00-12:50 Luncheon Seminar 21 The value of contrast-enhanced CT in the emergency care setting (DAIICHI SANKYO CO., LTD.)	
Main Hall	[MOC Requirements] Quality of Imaging Diagnosis			[MOC Requirements] Medical Ethics		
301	8:00-9:00 Educational Lecture 28 (p.S139) Gastrointestinal Radiology 3	9:10-11:10 Symposium 11 (p.S106) Diagnostic Imaging and Interventional Radiology in Portal Hypertension Moderator:Susumu Kanazawa, Kimihiko Kichikawa Speaker:Kaoru Kobayashi, Jun Koizumi, Akira Yamamoto, Toshihiro Tanaka			12:00-12:50 Luncheon Seminar 22 Vision of 3.0T MR Faster scan technology (GE Healthcare Japan)	
302	8:00-9:00 Educational Lecture 29 (p.S139) Respiratory Tumors	9:10-11:10 Symposium 12 (p.S107) Whole-body DWI: Past, Presence, and Future Moderator:Kazuro Sugimura, Yasuo Takehara Speaker:Taro Takahara, Soichiro Yoshida, Yoshihide Kanemaki, Kenichi Miyazaki, Kazuhiro Katahira, Fumihiko Wakao			12:00-12:50 Luncheon Seminar 23 Medical Payment System 2018 (Bayer Yakuhin, Ltd.)	
303	8:00-9:00 Educational Lecture 30 (p.S140) Neuroradiology 3	9:10-10:10 37. Neuro 5 Brain disease Osamu Abe	10:20-11:20 38. Cardiovascular4 Coronary disease Daisuke Utsunomiya		12:00-12:50 Luncheon Seminar 24 The Current Situation of Brain Amyloid Imaging and Its Future Prospects (Nihon Medi-Physics Co., Ltd.)	
304	8:00-9:00 Educational Lecture 31 (p.S141) Nuclear Medicine 3	9:10-10:00 39. NM4 Cardiovascular Tadaki Nakahara	10:10-10:40 40. NM5 Neuro Hiroshi Matsuda	10:50-11:50 Special Program 3 (p.S111) Work Style Reforms Aki Kido, Kanako Kumamaru, Reiko Tomura, Manabu Minami, Keiko Kuriyama, Akihiro Sato, Takuya Okada, Bunji Ishimaru	12:00-12:50 Luncheon Seminar 25 Proper use and safety of iodinated contrast medium (FujiPharma Co., Ltd.)	
311+312	8:00-9:00 Educational Lecture 32 (p.S142) Pediatric Radiology 1	9:10-10:10 41. Pediatric Kumiko Nozawa	10:20-11:00 42. Modality Chietsugu Katoh	11:10-11:50 43. CM/Basic Yoshito Tushima	12:00-12:50 Luncheon Seminar 26 Efficient reading on PACS: Latest advances of PACS Viewer and how to communicate with vendor (Carestream Health Japan Co., Ltd.)	
313+314	8:00-9:00 Educational Lecture 33 (p.S142) Head and Neck Radiology 2	9:10-10:10 44. Chest5 Lung disease Yoshiharu Ohno	10:20-11:20 45. Chest6 Imaging technique Hidetake Yabuuchi		12:00-12:50 Luncheon Seminar 27 New Horizon of 4D Imaging (Ziosoft, Inc./Amin Co., Ltd)	
315	8:00-9:00 Educational Lecture 34 (p.S143) IVR 3	9:10-10:00 46. RT3 Abdomen/Pelvis Atsunori Yorozu	10:10-11:10 47. RT4 Gastrointestinal/Urinary Toshio Ohashi	11:20-11:50 48. Uroradiology3 Adrenal gland/ Retroperitoneum Yoshimitsu Ohguya	12:00-12:50 Luncheon Seminar 28 The future of radiological imaging (Hitachi, Ltd.)	
416+417					12:00-12:50 Luncheon Seminar 29 Impact of spectral CT on clinical practice - Makes an impact double with AZE new technique - (AZE,Ltd.)	
Annex Hall	8:00-9:00 Educational Lecture 35 (p.S144)	9:10-10:10 Educational Lecture 36 (p.S144)	10:20-11:20 Educational Lecture 37 (p.S145)		12:00-12:50 Luncheon Seminar 30 Halcyon™ - Bringing simplicity and efficiency to modern radiotherapy (Varian Medical Systems K.K.)	
F205+206	[MOC Requirements] Quality of Radiotherapy	Chest Radiology 3	Pediatric Radiology 2			
Marine Lobby (National Convention Hall 1F)		9:10-9:59 Poster 25 RT 2 Skin tumor/Bone metastasis/Miscellaneous Tatsuya Ohno	10:10-10:45 Poster 26 RT 3 Abdomen/ Gastrointestinal Atsuya Takeda	11:00-11:28 Poster 27 RT 4 Head and neck Ryoichi Yoshimura		
Poster Presentation Booth 1						
Poster Presentation Booth 2		9:10-9:45 Poster 29 Uroradiology Hiroshi Shinmoto				
Product exhibition area	7:15-15:00	Electronic Exhibition/Product Exhibition				
Exhibition Hall		9:30-15:00	ITEM2018			

April 15 (Sun.)

13:00	14:00	15:00	16:00	17:00	18:00	19:00
13:00-14:00 指導者講習会 2 Yasushi Kaji		15:00-16:15 Closing and Awards Ceremony				
13:00-14:00 49. Abdomen6 Liver tumor Masahiro Okada 13:00-13:50						
50. Breast2 Disease Hiroko Kawashima 13:00-14:00						
51. Cardiovascular5 Vessel CT/Miscellaneous Yasuyuki Kobayashi 13:00-13:40						
52. NM6 Whole body Teisuke Hashimoto						
13:00-13:50 53. RT5 Bone metastasis/ Miscellaneous Tetsuo Akimoto						
13:00-14:30 Special Program 4 JCR Hour 2018 (p.S111) Pros and Cons of the Added-fee for Radiological Managements on Imaging-studies Moderator:Kei Yamada, Masahiro Ida Speaker:Takahiro Inoue, Kohsuke Kudo, Toshinori Hirai, Kei Takase						
13:00-13:28 Poster 28 RT 5 Neuro Takeo Takahashi						
Electronic Exhibition/Product Exhibition						
ITEM2018						

April 15 (Sun.)